






Type A	✓	✗	✗
Type B	✓	✗	✓
Type C	✗	✗	✓
Type D	✓	✗	✗

Genie[®] Membrane Separator Comparison Chart

Model	Maximum Recommended Outlet Flow Rate		Pressure psig (barg)	Ports	Liquid Block Option Auto Reset Maximum Pressure psig (barg)	Internal Volume cc
	Better Protection Type 6 LPM	Higher Flow Type 7 LPM				
Separate Liquid from a Gas Sample						
	170	0.3		500 (34.5)	1/16" zero dead volume	0.16
	120	0.7	2.5	2,000 (137.9)	1/8" FNPT	<2.5
	123	5.4	7.1		1/4" FNPT	2,000 (137.9)
	133			3,000 (206.8)		
Separate Liquid Water from Hydrocarbon Liquid Sample						
	225	Type 8 cc/mm		2,000 (137.9)	1/4" FNPT	<0.74
		Diesel	150			
		Kerosene	200			
		Gasoline	450			

